

Easy Gas Sensor

ES4-O₂-25% Oxygen

Technical Specification

Performance



Part Number:

01-ES4-O₂-25-01

Features

- Strong signal to noise
- Smallest EC Sensor in the world
- Capillary Sensor
- Response Time Typically 4s
- Low Power Consumption
- 400-600mV Bias Voltage
- LeadFree

Typical Applications

- Industrial
- Medical
- Food Industry
- Combustion Control

Sensitivity	0.2 ± 0.03 nA / ppm
Zero current	40-60 µA
Response time	
-T ₅₀	< 5 s
-T ₉₀	< 10 s
Range	25 % O ₂
Resolution (16Bit ADC)	0.01 % O ₂
Lower Detectable Limit (LDL)	≤ 0.5 %
Maximum overload	30 % O ₂

Environment

Temperature Range	-20 to 50 °C
Humidity Range (non condensing)	10 to 95 % R.H
Pressure Range	800 to 1200 hPa

Operation

3 Electrode Electrochemical sensor Bias voltage	-400 to -600mV
Warm up time	600s

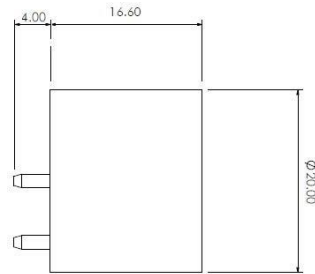
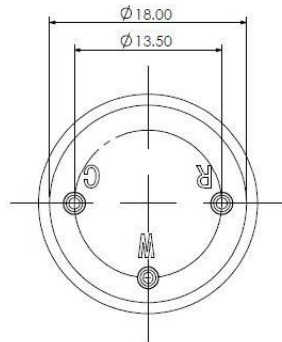
Lifetime

Long Term Sensitivity Drift	< 1 %/month
Zero Drift in clean air	< 0.2 % O ₂
Expected Life Time	> 3 years
Storage life	6 month
Warranty	24 month
Storage conditions	0-20 °C

Housing

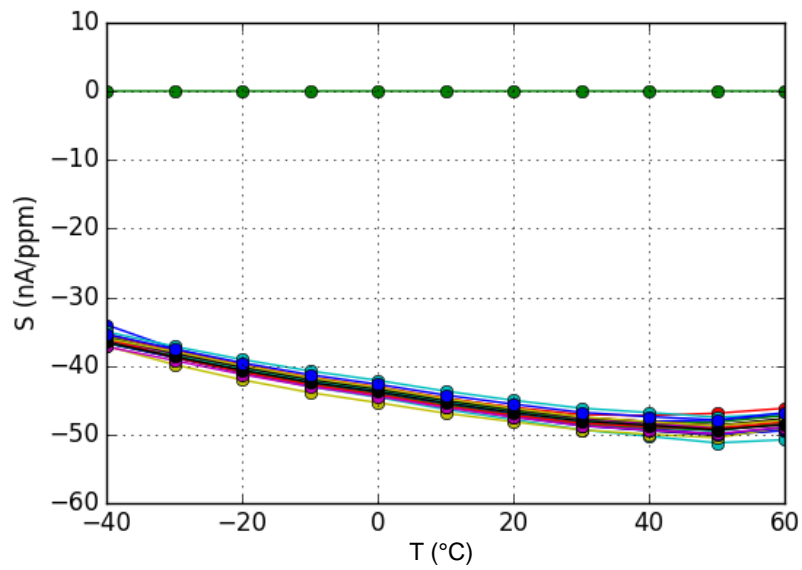
Housing material	ABS
Weight	< 6 g

Dimensions



All dimensions in mm. All tolerances are 0.10 mm unless otherwise stated

Temperature Curve



Cross Sensitivity

Gas	Formula	Test concentration (ppm)	Sensor reading (ppm)
Ammonia	NH ₃	20	0
Carbon Dioxide	CO ₂	5000	0
Carbon Monoxide	CO	50	0
Chlorine	Cl ₂	1.0	0
Hydrocarbons (unsaturated)		1 %	0
Hydrogen	H ₂	100	0
Hydrogen Cyanide	HCN	10	0
Isopropanol	C ₃ H ₇ OH	1000	0
Nitric Oxide	NO	25	0
Nitrogen Dioxide	NO ₂	10	0
Ozone	O ₃	0.5	0
Sulphur Dioxide	SO ₂	20	0

DISCLAIMER: Sensor performance is temperature dependent. Performance data stated is based on test conditions with new sensors at 23°C, 50%rH and 1 atm, flow rate >150qcm/min using EC-Sense recommended circuitry. Cross sensitivity gases are not target gases. Relations and performance can change, also with ageing of the sensor. In the interest of continued product improvement, EC-Sense reserves the right to change design features and specifications without prior notification. We do not accept any legal responsibility for customer applications of our sensors. EC-Sense accepts no liability for any consequential losses, injury or damage resulting from the use of this document, the information contained within or from any omissions or errors herein. This document does not constitute an offer for sale and the data contained is for guidance only and may not be taken as warranty. Any use of the given data must be assessed and determined by the user thereof to be in accordance with federal, state and local laws and regulations. All specifications outlined are subject to change without notice.

WARNING: EC-Sense sensors are designed to operate in a wide range of harsh conditions. It is nevertheless essential to prevent exposure to high concentrations of solvent vapours during storage, assembly and operation. When using sensors on printed circuit boards (PCB's), degreasing agents should be used prior to the sensor being fitted. Please note that gluing or soldering direct to the pins of EC-Sense gas sensors will void any warranty. Please use PCB sockets when connecting EC-Sense sensors. Any electrochemical EC-Sense gas sensor can potentially fail to meet specification without warning. Despite the high reliability of our products, we recommend checking all sensors and instruments for response to gas before use, especially where life safety is a performance requirement of the product. At the end of the product's life, do not dispose of any electronic sensor, component or instrument in the domestic waste but contact EC-Sense or their distributor for disposal instructions. Customers should test under their own conditions to ensure that the sensors are suitable for their specific requirements.